



Articles

MeSH on Demand Update

e8 2017 June 29 [posted]

Creation of MEDLINE Citations Moving Completely to Publisher-Supplied Data

e7 2017 June 21 [posted]

MeSH URIs Added to NLM Catalog Records in July 2017

e6 2017 June 21 [posted]

NIHSeniorHealth.gov to be Retired in August 2017

e5 2017 June 20 [posted]

ClinicalTrials.gov: First in a Series of Changes to Improve Usability for Stakeholders

e4 2017 June 01 [posted]

MLA 2017 - e3

2017 June 07

[Editor's note added]

MLA 2017 NLM Theater Presentations

MLA 2017: NLM Update PowerPoint Presentations

SciENcv: NIH Fellowship Biographical Sketch

e2 2017 May 19 [posted]

UMLS 2017AA Release Available

e1 2017 May 09 [posted]

In Brief

NCBI Genomics Hackathon on August 14-16, 2017

b11 2017 June 27 [posted]

New Tutorial: UMLS REST API: Authentication and Calling

b10 2017 June 26 [posted]

NCBI Minute Webinar: Tailor Your PubMed Search Experience with My NCBI on June 28, 2017

b9 2017 June 13 [posted]

DailyMed: Searching by Application Number Now Available

b8 2017 June 09 [posted]

AccessGUDID: Output Full Records in Linkable Tables

b7 2017 June 08 [posted]

NLM Webinar Series: Insider's Guide to Accessing NLM Data: EDirect for PubMed Starts on July 10, 2017

b6 2017 June 06 [posted]

RxNorm June 2017 Release

b5 2017 June 05 [posted]

NCBI Minute Webinar: PubChem – A Source of Laboratory Chemical Safety Information on June 7, 2017

b4 2017 May 24 [posted]

NLM Announces First Complete Major Release of SimpleITK

b3 2017 May 10 [posted]

NLM VSAC Publishes Updated Electronic Clinical Quality Measure Value Sets for 2018 Reporting

b2 2017 May 10 [posted]

RxNorm May 2017 Release

b1 2017 May 01 [posted]

Updated Web Resources

Number of Authors per MEDLINE/PubMed Citation

2017 May 19

MEDLINE Citation Counts by Year of Publication (as of mid - December 2016)

2017 May 19

MEDLINE: Number of Citations to English Language Articles; Number of Citations Containing Abstracts (as of mid - December 2016)

2017 May 19

MEDLINE: Number of Citations to English Language Articles; Number of Citations Containing Abstracts (as of mid - December 2016)

2017 May 19

2017 May 19

Most Popular

NLM Webinar Series: Insider's Guide to Accessing NLM Data: EDirect for PubMed Starts on July 10, 2017

Adding MeSH URIs to NLM Catalog Records

Creation of MEDLINE Citations Moving Completely to Publisher-Supplied Data

2017 MAY-JUNE No. 416 Issue Completed June 29, 2017

NLM News Announcements

NLM Welcomes Applications to Its Michael E. DeBakey Fellowship in the History of Medicine for 2018

2017 June 13

ISSN 2161-2986 (Online) Content not copyrighted; freely reproducible.

Trademarks Copyright Privacy Accessibility NLM Customer Support Viewers and Players

U.S. National Library of Medicine 8600 Rockville Pike, Bethesda, MD 20894

National Institutes of Health *NIH...Turning Discovery into Health*®

U.S. Department of Health and Human Services Freedom of Information Act

Last updated: 2017-06-29

Table of Contents: 2017 MAY–JUNE No. 416

NCBI Genomics Hackathon on August 14-16, 2017

NCBI Genomics Hackathon on August 14-16, 2017. NLM Tech Bull. 2017 May-Jun;(416):b11.

2017 June 27 [posted]

On August 14-16, 2017, NCBI, with involvement from several NIH institutes, will host a Biomedical Data Science hackathon at the National Library of Medicine on the NIH campus. The hackathon will primarily focus on medical informatics, advanced bioinformatics analysis of next generation sequencing data and metadata. This event is for students, postdocs and investigators or other researchers already engaged in the use of medical informatics data or pipelines for genomic analyses from next generation sequencing data. However, there are projects available to other non-scientific developers, cybersecurity experts, mathematicians or librarians. The event is open to anyone selected for the hackathon who is able to travel to NIH.

Date and time: August 14-16, 2017

To apply: <https://goo.gl/forms/zhBAsSehw3xOGuvb2>

Applications are due by **July 11, 2017 at 4:00 PM EDT.**

Full details for the hackathon are available in the NCBI Insights: <https://go.usa.gov/xNGsn>.

Please contact ben.busby@nih.gov with any questions.

ISSN 2161-2986 (Online) Content not copyrighted; freely reproducible.

Trademarks Copyright Privacy Accessibility NLM Customer Support Viewers and Players

U.S. National Library of Medicine 8600 Rockville Pike, Bethesda, MD 20894

National Institutes of Health *NIH...Turning Discovery into Health*®

U.S. Department of Health and Human Services Freedom of Information Act

Last updated: 2017-06-27

Table of Contents: 2017 MAY–JUNE No. 416

New Tutorial: UMLS REST API: Authentication and Calling

New Tutorial: UMLS REST API: Authentication and Calling. NLM Tech Bull. 2017 May-Jun;(416):b10.

2017 June 26 [posted]

The National Library of Medicine (NLM) is pleased to announce the release of the UMLS REST API: Authentication and Calling video tutorial. The tutorial describes the three steps required to successfully retrieve Unified Medical Language System (UMLS) data using the Application Programming Interface (API):

1. Obtain a Ticket Granting Ticket (TGT). This process requires UMLS authentication. The TGT can be reused for an unlimited number of times within 8 hours after being generated.
2. Use the TGT to generate single-use Service Tickets, or ST, that can be used to place only one API call, and is valid for 5 minutes.
3. Make the API call to retrieve UMLS Terminology Services (UTS) data.

These three steps are demonstrated in the tutorial using Postman, a popular API testing application.

This tutorial and many other tutorials are available from the UMLS Learning Resources page and the NLM Learning Resources Database.

ISSN 2161-2986 (Online) Content not copyrighted; freely reproducible.

Trademarks Copyright Privacy Accessibility NLM Customer Support Viewers and Players

U.S. National Library of Medicine 8600 Rockville Pike, Bethesda, MD 20894

National Institutes of Health *NIH...Turning Discovery into Health*®

U.S. Department of Health and Human Services Freedom of Information Act

Last updated: 2017-06-26

Table of Contents: 2017 MAY–JUNE No. 416

NCBI Minute Webinar: Tailor Your PubMed Search Experience with My NCBI on June 28, 2017

NCBI Minute Webinar: Tailor Your PubMed Search Experience with My NCBI on June 28, 2017. NLM Tech Bull. 2017 May-Jun;(416):b9.

2017 June 13 [posted]

On June 28, 2017, NCBI staff will show you how to use your My NCBI account to get dynamic PubMed results. In this webinar, you will learn how to automatically highlight keywords, create custom filters that can be active every time you run a search, and permanently display up to 200 items per results page.

Date and time: Wednesday, June 28, 2017, 12:00 pm – 12:30 pm EDT

To register: <http://bit.ly/2rSdB2r>

After registering, you will receive a confirmation email with information about attending the Webinar. After the live presentation, the Webinar will be uploaded to the NCBI YouTube channel. Any related materials will be accessible on the Webinars and Courses page; you can also learn about future Webinars on this page.

ISSN 2161-2986 (Online) Content not copyrighted; freely reproducible.

Trademarks Copyright Privacy Accessibility NLM Customer Support Viewers and Players

U.S. National Library of Medicine 8600 Rockville Pike, Bethesda, MD 20894

National Institutes of Health *NIH...Turning Discovery into Health*®

U.S. Department of Health and Human Services Freedom of Information Act

Last updated: 2017-06-13

Table of Contents: 2017 MAY–JUNE No. 416

DailyMed: Searching by Application Number Now Available

DailyMed: Searching by Application Number Now Available. NLM Tech Bull. 2017 May-Jun;(416):b8.

2017 June 09 [posted]

Users can now search DailyMed by drug product application number. The application number is assigned by FDA staff to each application for approval to market a drug in the United States. There are currently application numbers for five types of application included in DailyMed:

- New Drug Application (NDA)
- Abbreviated New Drug Application (ANDA)
- Biologic License Application (BLA)
- New Animal Drug Application (NADA)
- Abbreviated New Animal Drug Application (ANADA)

When searching by application number, users must prepend the application type to the application number to retrieve drug product records. For example, searching by "NDA208603" will retrieve the record for abuse-deterrent Arymo morphine sulfate oral tablets and searching by "ANADA200306" will retrieve a set of results for oxytetracycline injectable products for animals.

ISSN 2161-2986 (Online) Content not copyrighted; freely reproducible.

Trademarks Copyright Privacy Accessibility NLM Customer Support Viewers and Players

U.S. National Library of Medicine 8600 Rockville Pike, Bethesda, MD 20894

National Institutes of Health *NIH...Turning Discovery into Health*®

U.S. Department of Health and Human Services Freedom of Information Act

Last updated: 2017-06-09

Table of Contents: 2017 MAY–JUNE No. 416

AccessGUDID: Output Full Records in Linkable Tables

AccessGUDID: Output Full Records in Linkable Tables. NLM Tech Bull. 2017 May-Jun;(416):b7.

2017 June 08 [posted]

Do you want AccessGUDID data in tables that can be easily linked? Or do you want to export your search results as full records that include all fields?

When downloading the full data set or exporting your search results, choose the delimited text file option. These text files can be imported into Excel for easy viewing. They can also be imported into Microsoft® Access, Oracle, MySQL, or another relational database application, where you can link these tables to easily query and manipulate the data. Detailed instructions are available. Bulk import scripts for Oracle and MySQL are also available.

ISSN 2161-2986 (Online) Content not copyrighted; freely reproducible.

Trademarks Copyright Privacy Accessibility NLM Customer Support Viewers and Players

U.S. National Library of Medicine 8600 Rockville Pike, Bethesda, MD 20894

National Institutes of Health *NIH...Turning Discovery into Health*®

U.S. Department of Health and Human Services Freedom of Information Act

Last updated: 2017-06-08

Table of Contents: 2017 MAY–JUNE No. 416

NLM Webinar Series: Insider's Guide to Accessing NLM Data: EDirect for PubMed Starts on July 10, 2017

NLM Webinar Series: Insider's Guide to Accessing NLM Data: EDirect for PubMed Starts on July 10, 2017. NLM Tech Bull. 2017 May-Jun;(416):b6.

2017 June 06 [posted]

This newly revamped and restructured series of interactive workshops will introduce new users to the basics of using EDirect to access exactly the PubMed data you need, in the format you need. Over the course of five 75-minute sessions, students will learn how to use EDirect commands to access PubMed, design custom output formats, create basic data pipelines to get data quickly and efficiently, and develop simple strategies for solving real-world PubMed data-gathering challenges. EDirect requires access to a Unix environment but we will send easy installation instructions for Windows and Mac computers before the class starts. No prior Unix knowledge is required; novice users are welcome!

This series of classes involves hands-on demonstrations and exercises, as well as homework exercises between sessions. Due to the nature of this class, registration will be limited to 100 students per offering.

Each session begins at 1:00 PM EST and runs approximately 75 minutes.

- Session 1: Monday, July 10
- Session 2: Thursday, July 13
- Session 3: Monday, July 17
- Session 4: Thursday, July 20
- Session 5: Monday, July 24

Students are expected to attend all five sessions. Seven (7) hours of MLA CE credit are available for students who attend all sessions and complete the homework assignments.

For more information and to register, visit: <https://goo.gl/dQtZv2>

Note: In order to register, you will need to create a free account on the National Network of Libraries of Medicine Web site. Be advised that account creation and confirmation may take up to 24 hours.

ISSN 2161-2986 (Online) Content not copyrighted; freely reproducible.

Trademarks Copyright Privacy Accessibility NLM Customer Support Viewers and Players

U.S. National Library of Medicine 8600 Rockville Pike, Bethesda, MD 20894

National Institutes of Health *NIH...Turning Discovery into Health*®

U.S. Department of Health and Human Services Freedom of Information Act

Last updated: 2017-06-07

Table of Contents: 2017 MAY–JUNE No. 416

RxNorm June 2017 Release

RxNorm June 2017 Release. NLM Tech Bull. 2017 May-Jun;(416):b5.

2017 June 05 [posted]

The June 2017 full monthly release of RxNorm is available as of Monday, June 5, 2017. The June 2017 RxNorm release contains two new Qualitative Distinction (QD) modifiers: Preservative-Free and Atrial Fibrillation. RxNorm also now creates a new concept unique identifier (RXCUI) for an existing RxNorm normalized name to reflect a change in the drug product represented. In the past, RxNorm minimized changes to RXCUIs; however, beginning with the June 2017 release, RXCUIs can change for an existing RxNorm normalized name. The concepts most impacted will be the concepts that group drugs together that need to have separate RXCUIs. When the original concept is split to represent distinct drugs with unique RXCUIs, if the original normalized name is retained, the original RXCUI will be archived and replaced with a new RXCUI.

For example, in the May 2017 release, RXCUI 904603, with Semantic Branded Drug (SBD) name Sotalol Hydrochloride 80 MG Oral Tablet [Betapace]), represented two separate drugs: Betapace 80 MG Oral Tablet -OR- Betapace AF 80 MG Oral Tablet.

May 2017 RxNorm Release

RXCUI	TTY (Term Type)	STR (String)
904603	SBD	Sotalol Hydrochloride 80 MG Oral Tablet [Betapace]

In the June 2017 release, the RxNorm editing team split RXCUI 904603, creating a new concept RXCUI 1923427 (SBD = Atrial Fibrillation Sotalol Hydrochloride 80 MG Oral Tablet [Betapace]), leaving the original concept to represent only one drug, Betapace 80 MG Oral Tablet.

June 2017 RxNorm Release

RXCUI	TTY (Term Type)	STR (String)
1923427	SBD	Sotalol Hydrochloride 80 MG Oral Tablet [Betapace]
1922766	SBD	Atrial Fibrillation Sotalol Hydrochloride 80 MG Oral Tablet [Betapace]

To reflect the change in meaning to RXCUI 904603 in the June 2017 release, the original RXCUI 904603 was archived and a new RXCUI 1923427 was created while keeping the original normalized name. The old and new RXCUIs can be found in the RXNCUI.RRF file along with the Cardinality indicating the number of RXCUIs in which an RXCUI was moved or split.

ISSN 2161-2986 (Online) Content not copyrighted; freely reproducible.

Trademarks Copyright Privacy Accessibility NLM Customer Support Viewers and Players

U.S. National Library of Medicine 8600 Rockville Pike, Bethesda, MD 20894

National Institutes of Health *NIH...Turning Discovery into Health®*

U.S. Department of Health and Human Services Freedom of Information Act

Last updated: 2017-06-05

Table of Contents: 2017 MAY–JUNE No. 416

NCBI Minute Webinar: PubChem — A Source of Laboratory Chemical Safety Information on June 7, 2017

NCBI Minute Webinar: PubChem — A Source of Laboratory Chemical Safety Information on June 7, 2017. NLM Tech Bull. 2017 May-Jun;(416):b4.

2017 May 24 [posted]

On June 7, 2017, NCBI staff will show you how to use PubChem's Laboratory Chemical Safety Summary (LCSS) to find the most relevant chemical safety information including flammability, toxicity, exposure limits and symptoms, first aid, handling and clean up.

Date and time: Wednesday, June 7, 2017, 12:00 pm — 12:30 pm EDT

To register: <http://bit.ly/2rjt1fM>

After registering, you will receive a confirmation email with information about attending the Webinar. After the live presentation, the Webinar will be uploaded to the NCBI YouTube channel. Any related materials will be accessible on the Webinars and Courses page; you can also learn about future Webinars on this page.

ISSN 2161-2986 (Online) Content not copyrighted; freely reproducible.

Trademarks Copyright Privacy Accessibility NLM Customer Support Viewers and Players

U.S. National Library of Medicine 8600 Rockville Pike, Bethesda, MD 20894

National Institutes of Health *NIH...Turning Discovery into Health*®

U.S. Department of Health and Human Services Freedom of Information Act

Last updated: 2017-05-24

Table of Contents: 2017 MAY–JUNE No. 416

NLM Announces First Complete Major Release of SimpleITK

NLM Announces First Complete Major Release of SimpleITK. NLM Tech Bull. 2017 May-Jun;(416):b3.

2017 May 10 [posted]

[Editor's Note: This is a reprint of an announcement published on the NLM Web site on April 1, 2016. To be notified of announcements like this subscribe to the NLM-Announces email list.]

Hailing it as a significant milestone, enabling a broad range of domain scientists to perform complex image-analysis tasks without requiring advanced software skills, the National Library of Medicine (NLM) Lister Hill National Center for Biomedical Communications (LHC) announces the first complete major release of SimpleITK.

SimpleITK is a simplified multi-language interface to the NLM Insight Segmentation and Registration Toolkit (ITK). By providing a simplified interface to ITK, it enables researchers and domain scientists who are novice software developers to benefit from the image-analysis capabilities of ITK. For researchers who are experienced software developers, the toolkit facilitates rapid prototyping and evaluation of image segmentation and registration workflows with minimal programming effort. In the educational setting SimpleITK's concise interface allows students to experiment with well-known algorithms, enhancing their understanding of algorithm performance without the need for advanced software engineering skills. The toolkit has been used in courses taught at leading universities including amongst others Carnegie Mellon University, University College London, University of Iowa, and University of British Columbia.

The development process follows best software engineering practices including code reviews and continuous integration testing, with results displayed online allowing everyone to gauge the status of the current code and any code that is under consideration for incorporation into the toolkit. User support is available through a dedicated mailing list and the project Wiki. SimpleITK is available for the following programming languages: Python, R, Java, C#, C++, Lua, Ruby, and TCL. Binary versions of the toolkit are available for the GNU Linux, Apple OS X, and Microsoft Windows operating systems.

Additional details are available from the project site <http://www.simpleitk.org/>, with all of the source code freely available on GitHub under an Apache-2.0 license.

This multiple-language-binding, scripting version of ITK is created, developed, and maintained within the NLM LHC by the Office of High Performance Computing and Communications staff.

ISSN 2161-2986 (Online) Content not copyrighted; freely reproducible.

Trademarks Copyright Privacy Accessibility NLM Customer Support Viewers and Players

U.S. National Library of Medicine 8600 Rockville Pike, Bethesda, MD 20894
National Institutes of Health *NIH...Turning Discovery into Health*®

U.S. Department of Health and Human Services Freedom of Information Act

Last updated: 2017-05-10

Table of Contents: 2017 MAY–JUNE No. 416

NLM VSAC Publishes Updated Electronic Clinical Quality Measure Value Sets for 2018 Reporting

NLM VSAC Publishes Updated Electronic Clinical Quality Measure Value Sets for 2018 Reporting. NLM Tech Bull. 2017 May-Jun;(416):b2.

2017 May 10 [posted]

[Editor's Note: This is a reprint of an announcement published on the NLM Web site on May 5, 2017. To be notified of announcements like this subscribe to the NLM-Announces email list.]

On May 5, 2017, the National Library of Medicine (NLM) Value Set Authority Center (VSAC), in collaboration with the Office of the National Coordinator for Health Information Technology (ONC) and Centers for Medicare & Medicaid Services (CMS), published the 2017 annual update for the electronic clinical quality measure (eCQM) value sets for eligible hospitals, eligible professionals (EPs) and eligible clinicians. Providers may use these updated eCQM value sets to electronically report 2018 quality data for CMS quality reporting programs. Measures will not be eligible for 2018 reporting unless and until they are proposed and finalized through notice-and-comment rulemaking for each applicable program. CMS updates the specifications annually to align with current clinical guidelines and code systems so they remain relevant and actionable within the clinical care setting. CMS has re-specified all the updated measures using Quality Data Model (QDM) 4.3 based- Health Quality Measures Format (HQMF) version R 2.1.

VSAC eCQM Value Set Resources

Where to Find the Updated eCQM Value Sets

Access to the VSAC suite of tools requires a free Unified Medical Language System® Metathesaurus License.

- Downloadable Resource Table: Prepackaged downloads (.xlsx and .xml) for the entire set of the most recently updated and released eCQM value sets, as well as for previously released versions. Accessible from the Download tab on the VSAC Web page.
- Application Programming Interface (API): Programmatically retrieve value sets. Find VSAC API documentation in the VSAC Support Center.
- VSAC Web Page: Browse and download specific eCQM value sets. Filter by specific CMS eMeasure ID, QDM Category, or CMS clinical quality measure type (Eligible Hospitals, or Eligible Professionals and Eligible Clinicians). Accessible from the Search Value Sets tab on the VSAC Web page.
- Binding Parameter Specification (BPS): The Value Set Binding Parameter Specification (BPS), generated by NLM, is a record of the value set binding information that defines the value set code lists specified by released CMS eCQMs. Measure implementers can use the BPS to track the parameters that define the value set code lists for each eCQM release. The BPS contains the same information as the Data Element Catalog (DEC), as well as additional parameters, and it will replace the DEC in all subsequent releases. (Login not required.)
- Data Element Catalog (DEC): Data element names (value set names) required for capture in electronic health record (EHR) technology certified under the 2014 Edition of the ONC Standards and Certification Criteria. **Note:** This is the final publication of the DEC, to be replaced in future updates by the BPS. (login not required)
- **Questions about accessing eCQM value sets?** Contact NLM Value Set Authority Center Help

VSAC Collaboration Tool: Interactive and centralized collaboration among VSAC authors and collaborators. Find VSAC Collaboration documentation in the VSAC Support Center.

Electronic Clinical Quality Measure Resources

CMS has updated eCQMs for potential inclusion in the following programs:

- The Hospital Inpatient Quality Reporting (IQR) Program
- The Medicare Electronic Health Record (EHR) Incentive Program for Eligible Hospitals and Critical Access Hospitals (CAHs)

- The Medicaid EHR Incentive Program for EPs, Eligible Hospitals and CAHs
- Quality Payment Program: The Merit-based Incentive Payment System (MIPS) for MIPS Eligible Clinicians and Alternative Payment Models

Where to Find the Updated eCQM Measure Specifications

The updated measure specifications are available on the Electronic Clinical Quality Improvement (eCQI) Resource Center for Eligible Hospitals and Critical Access Hospitals, and Eligible Professionals and Eligible Clinicians.

Note: The eCQMs and supporting materials are no longer available on the eCQM Library Web page of cms.gov. CMS plans to migrate all information on the library Web page to the eCQI Resource Center later this year.

Provide Feedback on the Updated Measures

To report questions and comments regarding the updated measures, visit the [ONC CQM Issue Tracker](#).

For More Information

To find out more about eCQMs, visit the [eCQI Resource Center](#).

ISSN 2161-2986 (Online) Content not copyrighted; freely reproducible.

Trademarks Copyright Privacy Accessibility NLM Customer Support Viewers and Players

U.S. National Library of Medicine 8600 Rockville Pike, Bethesda, MD 20894

National Institutes of Health *NIH...Turning Discovery into Health*®

U.S. Department of Health and Human Services Freedom of Information Act

Last updated: 2017-05-10

Table of Contents: 2017 MAY–JUNE No. 416

RxNorm May 2017 Release

RxNorm May 2017 Release. NLM Tech Bull. 2017 May-Jun;(416):b1.

2017 May 01 [posted]

The May 2017 full monthly release of RxNorm is available as of Monday, May 1, 2017.

The May 2017 RxNorm release is consistent with the 2017AA Unified Medical Language System (UMLS) Metathesaurus Release Files. Now RxNorm will be consistent with the 2017AA UMLS Metathesaurus until November 2017.

ISSN 2161-2986 (Online) Content not copyrighted; freely reproducible.

Trademarks Copyright Privacy Accessibility NLM Customer Support Viewers and Players

U.S. National Library of Medicine 8600 Rockville Pike, Bethesda, MD 20894

National Institutes of Health *NIH...Turning Discovery into Health*®

U.S. Department of Health and Human Services Freedom of Information Act

Last updated: 2017-05-01

Table of Contents: 2017 MAY–JUNE No. 416

MeSH on Demand Update

MeSH on Demand Update. NLM Tech Bull. 2017 May-Jun;(416):e8.

2017 June 29 [posted]

The National Library of Medicine (NLM) is pleased to announce the release of an enhanced version of MeSH on Demand, a tool that can be used to identify Medical Subject Heading (MeSH) terms relevant to text of up to 10,000 characters. The new version takes advantage of user feedback, extensive usability testing, and continued integration of the Medical Text Indexer (MTI). For more background information, see the article, *MeSH on Demand Tool: An Easy Way to Identify Relevant MeSH Terms*.

MeSH on Demand was developed in close collaboration with the NLM MeSH and Index Sections and the Lister Hill National Center for Biomedical Communications and is supported by the Medical Language Branch.

New Features

1. Highlighted user text corresponds to MeSH terms
2. Quick view of MeSH descriptor term definitions (Scope Notes)
3. Search results include PubMed/MEDLINE Similar Articles listed by title and PMID
4. Easy interface to search PubMed using MeSH vocabulary found by MeSH on Demand
5. Function for saving MeSH on Demand data to a text file

Using MeSH on Demand

Currently, you can access the new version of MeSH on Demand from the MeSH Browser homepage by clicking on the "NEW" button (see Figure 1). Later this summer, the new version will be available from the MeSH on Demand homepage.

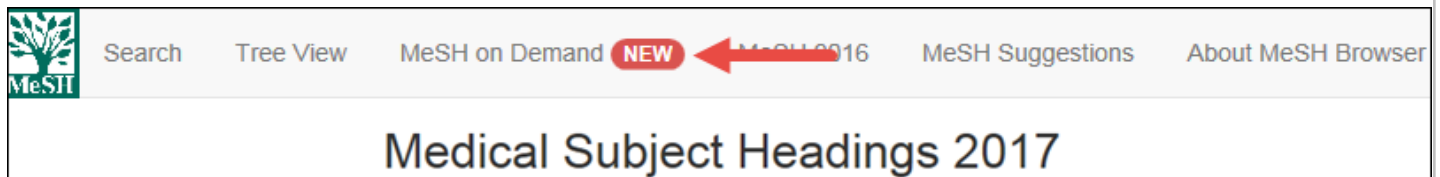



Figure 1: MeSH Browser homepage with a link to the new version of MeSH on Demand.

Next, add your text, such as a project summary or abstract, to the box labeled "**Enter text to be processed here-then click Search**" (see Figure 2A).

Then, click the "Search" button (see Figure 2B). You have access to the MeSH on Demand new features from the results page (see Figure 3).

Search Tree View MeSH on Demand **NEW** MeSH 2016 MeSH Suggestions About MeSH Browser



MeSH on Demand identifies MeSH® terms in your submitted text (abstract or manuscript). MeSH on Demand also lists PubMed similar articles relevant to your submitted text.

Search **B** Reset Help/FAQ Features

Enter text to be processed here - then click Search **A**

Disclaimers: MeSH on Demand suggested MeSH vocabulary are machine-generated by MTI and DO NOT reflect any human review. MTI may recommend MeSH Terms not explicitly found in the text.

This tool is NOT intended for processing personally identifiable, sensitive or protected-health information. The system is not configured for secure communications. It is your responsibility to NOT submit any personally identifiable, sensitive or protected-health information. MeSH on Demand does not retain or otherwise reuse any text submitted for processing.

It is not the intention of NLM to provide specific medical advice, but rather to provide users with information to better understand their health and their diagnosed disorders. Specific medical advice will not be provided, and NLM urges you to consult with a qualified physician for diagnosis and for answers to your personal questions.

Figure 2: New version of MeSH on Demand.

MeSH on Demand Results

The MeSH on Demand results page displays a list of MeSH Terms (in a column on the right side of the screen). The MeSH Terms listed are relevant to the text that you submitted and are highlighted in your text on the left side of the screen. For example, "Biodiesel" in the text results in the suggested MeSH term Biofuels (see Figure 3A).

MeSH on Demand identifies MeSH® terms in your submitted text (abstract or manuscript). MeSH on Demand also lists PubMed similar articles relevant to your submitted text.

Search Reset Help/FAQ Features

C Start PubMed Search

D Export MoD Data

B MeSH Terms

- i** Gasoline
- i** Vehicle Emissions
- i** Biofuels
- i** IL6 protein, human
- i** Interleukin-6
- i** IL8 protein, human
- i** Interleukin-8
- i** Heme Oxygenase-1
- i** CYP1A1 protein, human
- i** Cytochrome P-450 CYP1A1
- i** Carbon
- i** Oxidative Stress
- i** 1-(2-(dodecyloxy)ethyl)pyrrolidine hydrochloride
- i** Plant Oils
- i** Hydrocarbons
- i** Cytokines

A **E**

PubMed/MEDLINE Similar Articles

The following articles are 10 similar PubMed Related Citations that were also used in computing these MeSH recommendations. The order is from most to least relevant.

Figure 3: MeSH on Demand results page with highlighted text words that correspond to MeSH terms.

View Scope Notes

View MeSH term definitions (Scope Notes) by hovering over the **i** icon in front of the MeSH term (see Figures 3B and 4) or click on the MeSH term itself to open a new window in the MeSH Browser for that MeSH term.

MeSH Scope Note for Gasoline :
 Volative flammable fuel (liquid hydrocarbons) derived from crude petroleum by processes such as distillation reforming, polymer etc.

i Gasoline

Figure 4: Quick view of a MeSH Scope Note.

Start a PubMed Search

MeSH terms suggested initially by MeSH on Demand can be used to search PubMed by clicking on "Start PubMed Search" button (see Figure 3C).

In the next window, select MeSH terms for your search (e.g., Biofuels and Interleukin-6) (see Figure 5A).

Alternatively, select a broader MeSH term such as Renewable Energy instead of Biofuels (see Figure 5B).

Then, click on the "Search in PubMed" button (see Figure 5C).

Term A	B Broader Term(s)
<input type="checkbox"/> Gasoline	<input type="checkbox"/> Petroleum
<input type="checkbox"/> Vehicle Emissions	<input type="checkbox"/> Complex Mixtures
<input checked="" type="checkbox"/> Biofuels ←	<input type="checkbox"/> Complex Mixtures <input type="checkbox"/> Renewable Energy →
<input type="checkbox"/> IL6 protein, human	
<input checked="" type="checkbox"/> Interleukin-6 ←	<input type="checkbox"/> Interleukins
<input type="checkbox"/> IL8 protein, human	
<input type="checkbox"/> Interleukin-8	<input type="checkbox"/> Chemokines, CXC <input type="checkbox"/> Interleukins

Figure 5: New feature to select MeSH terms to build a PubMed search.

Your search will resolve to the PubMed Search results page (see Figure 6). Click "See more..." to view the complete Search details (see Figure 6A).

Figure 6: PubMed Search results page.

When MeSH terms are selected for searching, all narrower terms are included automatically (as with most PubMed searches) as well as the MeSH synonyms (or Entry Terms). For example, when Biofuels is selected, the Entry Terms Biodiesel and Biogas are included in the PubMed search. You will see the Entry Terms in your PubMed Search Details (see Figure 7). As usual, you will not see the narrower terms.

Figure 7: PubMed Search Details.

Export MeSH on Demand Data

MeSH on Demand allows you to export your data in a text (.txt) file by clicking the "Export MoD Data" button on the MeSH on Demand results page (see Figure 3D).

View PubMed/MEDLINE Similar Articles

The MeSH on Demand results page displays titles of the ten most similar articles in PubMed (see Figure 3E). As in the previous version of MeSH on Demand, the PMIDs are linked directly to PubMed (see Figure 8).

PubMed/MEDLINE Similar Articles

The following articles are 10 similar PubMed Related Citations that were also used in computing these MeSH recommendations. The order is from most to least relevant. Selecting any of the titles opens a new window or tab with that related citation in PubMed's Abstract view.

1. The effects of neat biodiesel and biodiesel and HVO blends in diesel fuel on exhaust emissions from a light duty vehicle with a diesel engine. PMID: [25993509](#) 

Figure 8: Display of PubMed/MEDLINE Similar Articles.

Suggestions and Feedback

This new version of MeSH on Demand is a result of user feedback received from our initial MeSH on Demand release. We encourage you to continue to send questions, suggestions, and comments to NLMESH-MOD@mail.nih.gov.

By
MeSH Section

ISSN 2161-2986 (Online) Content not copyrighted; freely reproducible.

Trademarks Copyright Privacy Accessibility NLM Customer Support Viewers and Players

U.S. National Library of Medicine 8600 Rockville Pike, Bethesda, MD 20894

National Institutes of Health *NIH...Turning Discovery into Health*®

U.S. Department of Health and Human Services Freedom of Information Act

Last updated: 2017-06-29

Table of Contents: 2017 MAY–JUNE No. 416

Creation of MEDLINE Citations Moving Completely to Publisher-Supplied Data

Creation of MEDLINE Citations Moving Completely to Publisher-Supplied Data. NLM Tech Bull. 2017 May-Jun;(416):e7.

2017 June 21 [posted]

Scholarly communication has evolved to where Web-based publishing is now standard for biomedical research journals. The National Library of Medicine (NLM) strives to efficiently support this electronic environment as we create and maintain MEDLINE/PubMed. Some of these efficiencies are described in *MEDLINE/PubMed Production Improvements Underway*. One of the changes to improve processing efficiency is that NLM now asks publishers to:

1. Provide MEDLINE citation data in XML format
2. Update or correct citations via the NLM PubMed Data Management (PMDM) system and/or XML data submissions

Most journals indexed in MEDLINE provide bibliographic citation data in XML format, allowing their citations to appear in MEDLINE/PubMed within 24 hours of being received. Today, only 5% of journals indexed for MEDLINE do not provide XML citation data. For these journals, NLM currently creates records from the print issues using a labor-intensive scanning and Optical Character Recognition or OCR process. Trends in OCR for MEDLINE citations are provided on the Key MEDLINE Indicators page.

To increase efficiency, NLM will not scan and OCR MEDLINE journals that do not provide XML citation data and have a publication date of July 1, 2017, or later. We plan to scan and OCR issues of any MEDLINE journal published prior to July 1, 2017, that does not provide XML citation data. NLM is contacting the publishers of journals that are currently scanned and OCRed to inform them of this change.

Journal titles that were recommended for inclusion in MEDLINE under the current review process (see the NLM Fact Sheet MEDLINE Journal Selection), which began in 1988 with the establishment of the NLM Literature Selection Technical Review Committee (LSTRC), will be asked to provide bibliographic citation data in XML format and will have six months to begin doing so. Journals that were never reviewed by a LSTRC process will be asked to submit a new application for inclusion in MEDLINE.

Publishers of journals that apply for inclusion in MEDLINE are reminded that they should follow current publishing best practices as stated in the MEDLINE Journal Selection Fact Sheet and as outlined by:

- Committee on Publication Ethics (COPE)
- International Committee of Medical Journal Editors (ICMJE)
- Council of Scientific Editors (CSE)
- National Information Standards Organization (NISO), in particular, the Recommended Practices for the Presentation and Identification of E-Journals (PIE-J)

Editors or publishers with questions about this change, may contact NLMMedlineJournals@mail.nih.gov.

By David Gillikin
Bibliographic Services Division

ISSN 2161-2986 (Online) Content not copyrighted; freely reproducible.

Trademarks Copyright Privacy Accessibility NLM Customer Support Viewers and Players

U.S. National Library of Medicine 8600 Rockville Pike, Bethesda, MD 20894

National Institutes of Health *NIH...Turning Discovery into Health*®

U.S. Department of Health and Human Services Freedom of Information Act

Last updated: 2017-06-21

Table of Contents: 2017 MAY–JUNE No. 416

MeSH URIs Added to NLM Catalog Records in July 2017

Boehr D. MeSH URIs Added to NLM Catalog Records in July 2017. NLM Tech Bull. 2017 May-Jun;(416):e6.

2017 June 21 [posted]

The National Library of Medicine (NLM) will be adding Uniform Resource Identifiers (URIs) to the MeSH subject fields in its catalog records from July 1-4, 2017. LocatorPlus will be unavailable during this period (beginning late afternoon June 30, 2017) and the contents of the NLM Catalog will be static from June 30, 2017 until sometime during the week of July 17, 2017.

For more information about this project see the April 26, 2017 article, *Adding MeSH URIs to NLM Catalog Records*.

The weekly and monthly change files for Catfile, CatfilePlus and Serfile will be extremely large, as all the bibliographic records will be distributed. They will be the same size as the base files that are normally sent out in December (ca. 1.7 million records). The Catfile MARC release will take place on July 6, 2017 and CatfilePlus and Serfile releases will occur on August 1, 2017. Subscribers to the XML data need to be aware that one minor update has been made to the NLM Catalog DTD to accommodate the URIs. The revised DTD is available from the Document Type Definitions (DTDs) for NLM Databases Web page.

Subscribers to Catfile who are not interested in having URIs for all the MeSH in their bibliographic records and/or those concerned about the size of the file do not have to load the file that will be released on July 6, 2017. The July 13, 2017 release will contain all records created/changed for other reasons between June 29-July 12, 2017.

Subscribers to the monthly files must load the large August 2017 files to get the monthly changes.

Note that all files distributed by NLM after July 6, 2017 will contain URIs in the 65X fields.

By Diane Boehr
Head, Cataloging and Metadata Management Section

ISSN 2161-2986 (Online) Content not copyrighted; freely reproducible.

Trademarks Copyright Privacy Accessibility NLM Customer Support Viewers
and Players

U.S. National Library of Medicine 8600 Rockville Pike, Bethesda, MD 20894

National Institutes of Health *NIH...Turning Discovery into Health*®

U.S. Department of Health and Human Services Freedom of Information Act

Last updated: 2017-06-21

Table of Contents: 2017 MAY–JUNE No. 416

NIHSeniorHealth.gov to be Retired in August 2017

Dine B, Dailey S. NIHSeniorHealth.gov to be Retired in August 2017. NLM Tech Bull. 2017 May-Jun;(416):e5.

2017 June 20 [posted]

On August 1, 2017, the NIHSeniorHealth.gov Web site will be retired. NIHSeniorHealth.gov, the first government Web site designed for older adults, was launched in 2003 by the National Institute on Aging (NIA) and the National Library of Medicine (NLM). The site provided evidence-based health information to millions of older adults in a format geared to their cognitive and visual needs.

Beginning August 1, 2017, NIHSeniorHealth.gov will redirect visitors to the Health and Aging section of NIA Web site. There, visitors will find up-to-date and reliable information on aging research and health and wellness for older adults. Additionally, the NIA Go4Life Web site offers exercises, motivational tips, and free resources to help older adults start and continue exercising. Other sources of information for older adults and their families include the NIHSeniorHealth YouTube Channel, which includes more than 110 videos about various health and wellness information, and the NLM consumer health Web site, MedlinePlus, which offers three topics Exercise for Seniors, Nutrition for Seniors, and Seniors' Health.

Many of the design approaches first developed on NIHSeniorHealth have become best practices for Internet accessibility. These innovations included text resizing, changing color contrast, text-to-voice, "chunked" content, and the use of plain language. Today, innovations in technology have brought us to a point where digital formats require simplified content and open design, making the pioneering design features of NIHSeniorHealth widely available on Web site at the National Institutes of Health and throughout the Internet.

Thank you for your interest in and support of NIHSeniorHealth over the years and for your continued dedication to helping direct older adults to accurate and trustworthy health information resources.

By Brooke Dine
Public Services Division
and
Stephanie Dailey
National Institute on Aging

ISSN 2161-2986 (Online) Content not copyrighted; freely reproducible.

Trademarks Copyright Privacy Accessibility NLM Customer Support Viewers
and Players

U.S. National Library of Medicine 8600 Rockville Pike, Bethesda, MD 20894

National Institutes of Health *NIH...Turning Discovery into Health*®

U.S. Department of Health and Human Services Freedom of Information Act

Last updated: 2017-06-20

Table of Contents: 2017 MAY–JUNE No. 416

ClinicalTrials.gov: First in a Series of Changes to Improve Usability for Stakeholders

Wolf K, Ide N, Koufopoulos J, Williams RJ, Tse T. ClinicalTrials.gov: First in a Series of Changes to Improve Usability for Stakeholders. NLM Tech Bull. 2017 May-Jun;(416):e4.

2017 June 01 [posted]

Beginning June 19, 2017, ClinicalTrials.gov will undergo a series of changes focused on improving the ability to search, display, and review information about clinical research studies registered with the site. This article highlights information about the first of these efforts — the transition to the design and features available on the current version of the beta site (see *Beta Version of ClinicalTrials.gov Available for Testing*). Additional designs and features will be evaluated on a new version of the beta site over the next few months. Changes will be introduced on ClinicalTrials.gov as they are ready, following testing and validation. It is anticipated that the most significant set of changes will be available on ClinicalTrials.gov in September 2017. More information will be provided in future *NLM Technical Bulletin* notices.

ClinicalTrials.gov is a Web-based resource from the National Library of Medicine (NLM). It provides patients, family members, health care professionals, researchers, and the public with access to information about clinical studies on a wide range of diseases, as well as information on the availability of experimental drugs by expanded access (or "compassionate use"). This information is provided and updated by the study sponsor or investigator. Listing of a study on ClinicalTrials.gov does not reflect endorsement by the National Institutes of Health (NIH). ClinicalTrials.gov enables visitors to search for studies by disease or condition; drug, device, or other interventions (e.g., medical procedure); recruitment status; study location; and many other study characteristics. As of May 25, 2017, ClinicalTrials.gov lists information about 245,500 clinical studies and expanded access in all 50 states and 200 countries.

Background and Phased Implementation Approach to ClinicalTrials.gov Updates

Following the last significant update to ClinicalTrials.gov in September 2012 (see *New Style and New Content for ClinicalTrials.gov*), NLM continued conducting user studies with outside usability experts, analyzing online survey results, and reviewing user suggestions for additional features and use cases. This work led to incremental changes and, ultimately, the release of a beta site. The current version of the beta site has been available for public user testing since February 2017.

In September 2016, Dr. Francis S. Collins, NIH Director, announced a new partnership between NLM and 18F, a digital services consultancy within the U.S. General Services Administration, to continue work on making ClinicalTrials.gov a consumer-friendly resource (see the NIH Director's Blog post on *Clinical Trials: Sharing of Data and Living Up to Our End of the Bargain*). Additionally, the 21st Century Cures Act, enacted into Federal law in December 2016, requires NIH "to receive recommendations with respect to enhancements" of ClinicalTrials.gov from consultation with various stakeholders, including patients, researchers, physicians, industry representatives, developers of health information technology, and other Federal agencies.

Since February 2017, 18F has conducted user research with end-users representing various ClinicalTrials.gov stakeholders; characterized gaps between the information, search capabilities, and features that ClinicalTrials.gov offers, and what users expect it to offer; and provided user-oriented recommendations and solutions. This work with 18F, which will continue through September 2017, also addresses the legal requirements under Section 2054 of the Cures Act.

The June 19, 2017, update of ClinicalTrials.gov will incorporate some of the initial 18F recommendations. However, further development, testing, and validation of additional 18F recommendations and findings are needed before being implemented.

New Features in Current Release

Pages Resize to Fit Device

The pages of the ClinicalTrials.gov Web site now adjust to the size and resolution of the display for a particular device, ranging from desktop monitors to mobile touchscreens (see Figure 1). Future changes to the Web site will optimize how pages are displayed across devices. The amount of information on the homepage has also been reduced to allow users to focus on the information that will allow them to complete the intended task.

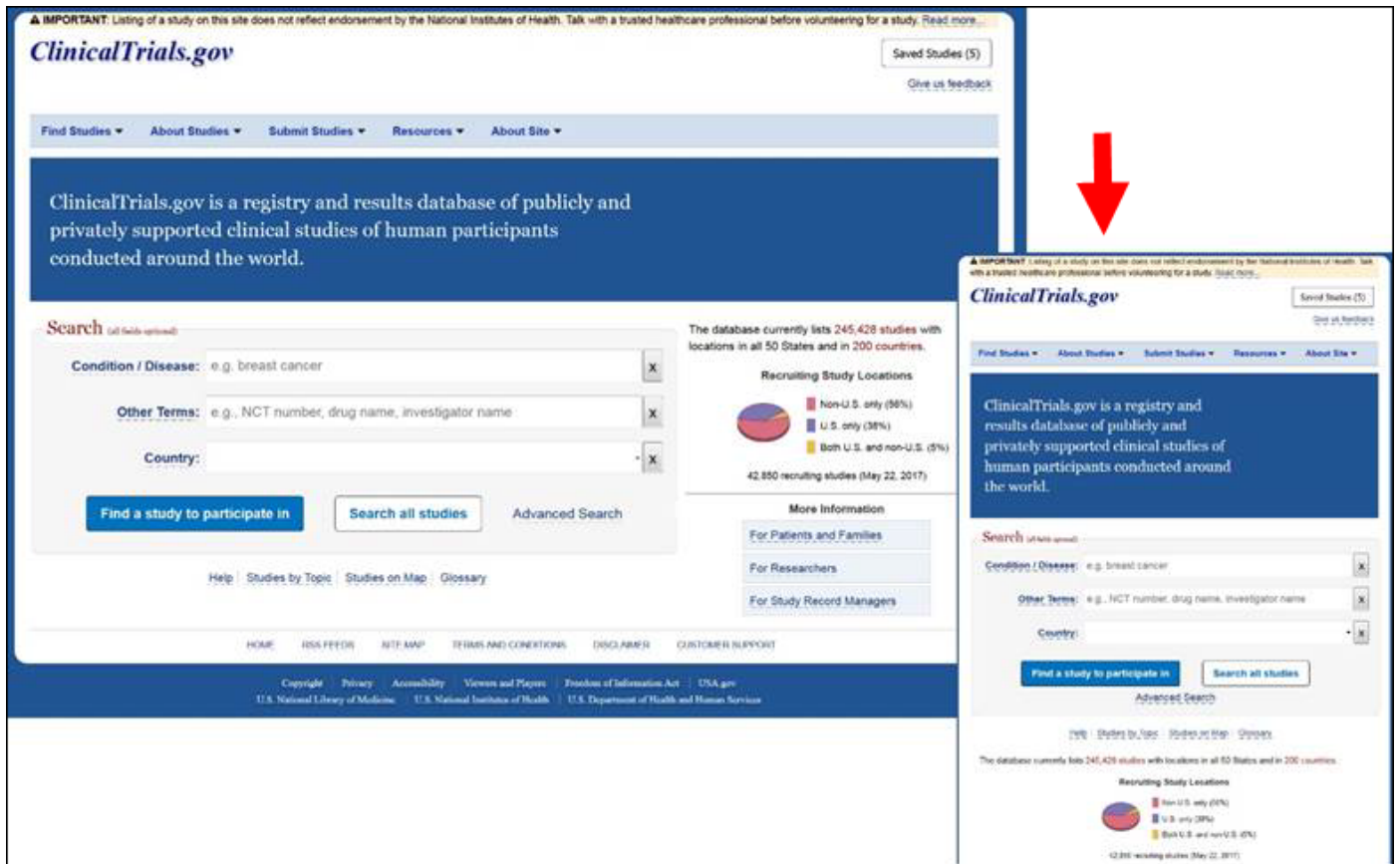


Figure 1: New responsive design of the ClinicalTrials.gov homepage.

Fielded Search

The new design adds two optional fields to the primary Search box in addition to "Other Terms" (see Figure 2):

- **Condition/Disease** for specifying the disease, disorder, syndrome, illness, or injury that user wants to find clinical studies about. When a user begins entering the name of a condition or disease, suggested phrases will appear for a user to select from (if desired).
- **Country** for selecting the country in which studies are or were conducted. If "United States" is selected, the user is provided with an option to select one of the fifty (50) states and "District of Columbia."

Entering terms in one or more of these fields helps the search engine to focus on the most relevant parts of the structured study record. By entering terms in two or more fields and providing more specific search criteria, users can conduct more precise searches. The ClinicalTrials.gov Advanced Search feature continues to provide additional fields for specifying search terms (see How to Use Advanced Search).

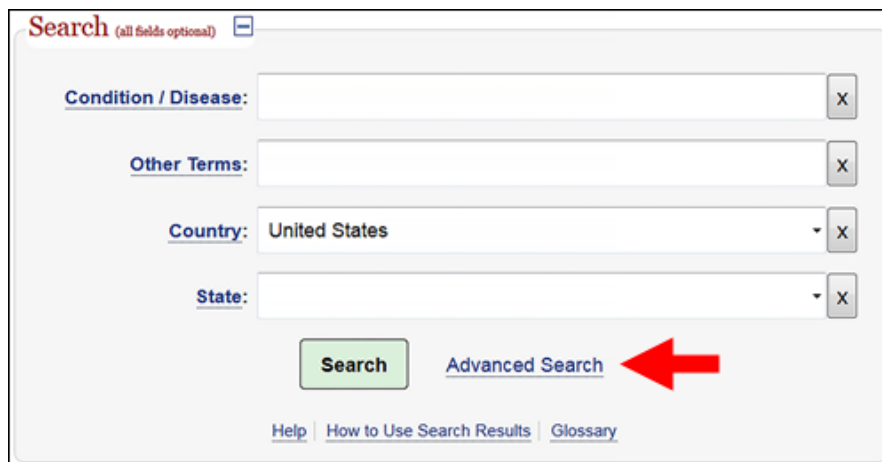


Figure 2: Sample fielded search.

Search Results Page

The Search Results page is updated substantially to provide new ways to manage and refine search results. For example, the additional search fields continue to be available for users to refine the search results (see Figure 3). This search box can also be collapsed to allow for more room on the screen for the search results (see Figure 4).

The screenshot shows the ClinicalTrials.gov search interface. At the top, there is a navigation bar with links for 'Find Studies', 'About Studies', 'Submit Studies', 'Resources', and 'About Site'. A search box is prominently displayed with the following criteria: 'Condition / Disease: heart attack OR stroke', 'Other Terms: aspirin', 'Country: United States', and 'State: Maryland'. Below the search box, it indicates '25 Studies found'. The results are displayed in a table with columns for Row, Saved, Status, Study Title, Conditions, and Interventions. A sidebar on the left contains filters for Status, including options like 'Not yet recruiting', 'Recruiting', 'Enrolling by invitation', 'Active, not recruiting', 'Suspended', 'Terminated', 'Completed', 'Withdrawn', and 'Unknown status?'. The table lists four studies, each with a 'Saved' checkbox, a status (e.g., 'Completed', 'Terminated'), a study title, conditions, and interventions.

Row	Saved	Status	Study Title	Conditions	Interventions
1	<input checked="" type="checkbox"/>	Completed Has Results	Combination Anti-Platelet and Anti-Coagulation Treatment After Lysis of Ischemic Stroke Trial (CATALIST)	Ischemic Stroke	Drug: Aspirin; Drug: tinzaparin sodium; Drug: eptifibatid
2	<input checked="" type="checkbox"/>	Completed	[SOCRATES - Acute Stroke Or Transient Ischaemic Attack Treated With Aspirin or Ticagrelor and Patient OutcomES]	Acute Ischaemic Stroke; Transient Ischaemic Attack.	Drug: ticagrelor; Drug: Acetylsalicylic acid (ASA)
3	<input checked="" type="checkbox"/>	Terminated	A Study of the Efficacy and Safety of Alteplase in Participants With Mild Stroke	Stroke	Drug: Alteplase; Drug: Alteplase Placebo; Drug: Aspirin; Drug: Aspirin Placebo
4	<input checked="" type="checkbox"/>	Completed Has Results	Prevention of Cardiovascular Events (eg, Death From Heart or Vascular Disease, Heart Attack, or Stroke) in Patients With Prior Heart Attack Using Ticagrelor Compared to Placebo on a Background of Aspirin	Myocardial infarction; Cardiovascular Death; Atherothrombosis; Stroke	Drug: Ticagrelor 90 mg; Drug: Ticagrelor 60 mg; Drug: Ticagrelor Placebo

Figure 3: Search Results page with fielded search for refining searches.

Other Search Results page enhancements under the List tab include the following:

- **Filters (or "facets")** to modify which studies retrieved by the search are displayed. For example, by Status, Study Phase, and/or Funder Type (see **A** in Figure 4.)
- **Saved Studies** feature to save one or more study records listed on a Search Results page for later use. Studies from different searches during a single visit and across visits to ClinicalTrials.gov can be added to (or removed from) the Saved Studies group at any time. To display these studies, use the "Saved Studies" button in the upper right-hand corner of the header of any page (see **B** in Figure 4.)
- **Studies per Page** feature to adjust the number of study records displayed (see **C** in Figure 4.)
- **Show/Hide Columns** feature to select which study characteristics to display (see **D** in Figure 4 and Figure 5.) NOTE: This feature was available previously as "Show/Hide Display Options."

IMPORTANT: Listing of a study on this site does not reflect endorsement by the National Institutes of Health. Talk with a trusted healthcare professional before volunteering for a study. Read more...

ClinicalTrials.gov

Find Studies ▾ About Studies ▾ Submit Studies ▾ Resources ▾ About Site ▾

Home > Search Results

Search (all fields optional) + **aspirin | heart attack OR stroke | United States, Maryland**

25 Studies found

List By Topic On Map Search Details

Hide Filters A Download Subscribe to RSS

Showing: 1-10 of 25 studies 10 studies per page Show/Hide Columns D

Row	Saved	Status	Study Title	Conditions	Interventions
1	<input checked="" type="checkbox"/>	Completed Has Results	Combination Anti-Platelet and Anti-Coagulation Treatment After Lysis of Ischemic Stroke Trial (CATALIST)	Ischemic Stroke	Drug: Aspirin; Drug: tinzaparin sodium; Drug: eptifibatide
2	<input checked="" type="checkbox"/>	Completed	[SOCRATES -Acute Stroke Or Transient Ischaemic Attack TRated With Aspirin or Ticagrelor and Patient Outcomes]	Acute Ischaemic Stroke; Transient Ischaemic Attack.	Drug: ticagrelor; Drug: Acetylsalicylic acid (ASA)
3	<input checked="" type="checkbox"/>	Terminated	A Study of the Efficacy and Safety of Alteplase in Participants With Mild Stroke	Stroke	Drug: Alteplase; Drug: Alteplase Placebo; Drug: Aspirin; Drug: Aspirin Placebo
4	<input checked="" type="checkbox"/>	Completed Has Results	Prevention of Cardiovascular Events (eg, Death From Heart or Vascular Disease, Heart Attack, or Stroke) in Patients With Prior Heart Attack Using Ticagrelor Compared to Placebo on a Background of Aspirin	Myocardial Infarction; Cardiovascular Death; Atherothrombosis; Stroke	Drug: Ticagrelor 90 mg; Drug: Ticagrelor 60 mg; Drug: Ticagrelor Placebo
5	<input type="checkbox"/>	Recruiting	Rivaroxaban Versus Aspirin in Secondary Prevention of Stroke and Prevention of Systemic Embolism in Patients With Recent Embolic Stroke of Undetermined Source (ESUS)	Stroke	Drug: Rivaroxaban (Xarelto, BAY59-7939); Drug: Aspirin (Acetylsalicylic acid, BAY1019036); Other: Rivaroxaban-Placebo; Other: Aspirin-Placebo
6	<input type="checkbox"/>	Not yet recruiting	E-Selectin Nasal Instillation to Prevent Secondary Stroke	Ischemic Attack, Transient; Transient	Drug: Intranasal instillation of E-selectin

Figure 4: New features on the Search Results page.

The "Show/Hide Columns" panel is used to display particular characteristics (green indicates "selected") for each study record listed on the Search Results page (see Figure 5).

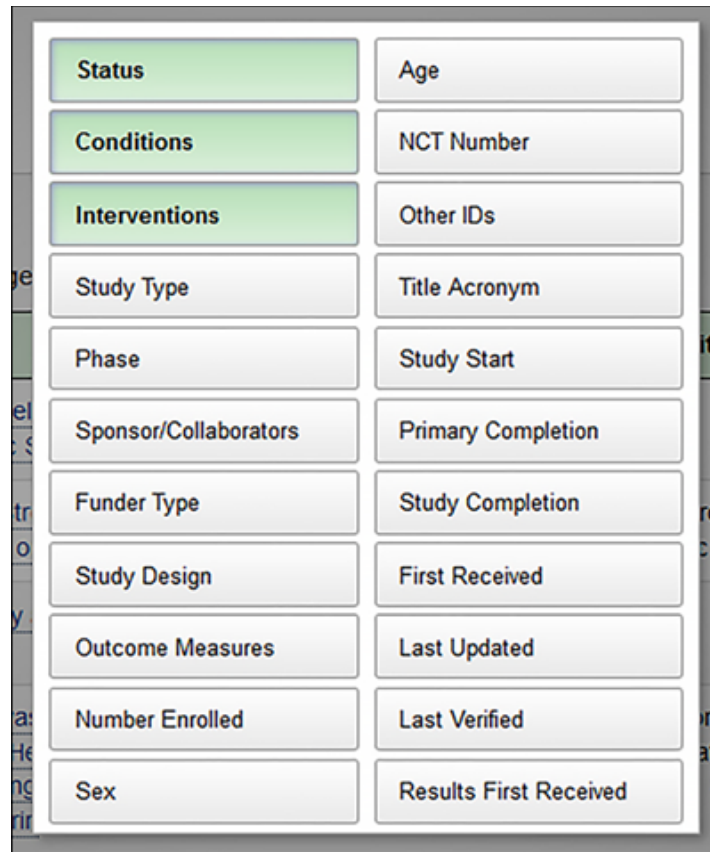


Figure 5: "Show/Hide Columns" panel.

The table of search results may be downloaded into a PDF file, plain text, or a separated values format compatible with most spreadsheet programs such as Microsoft Excel® (see Figure 6). This feature is available using the "Download" button in the upper right hand corner of the search results table. The download can be limited to the displayed table columns only or applied to all available table columns.

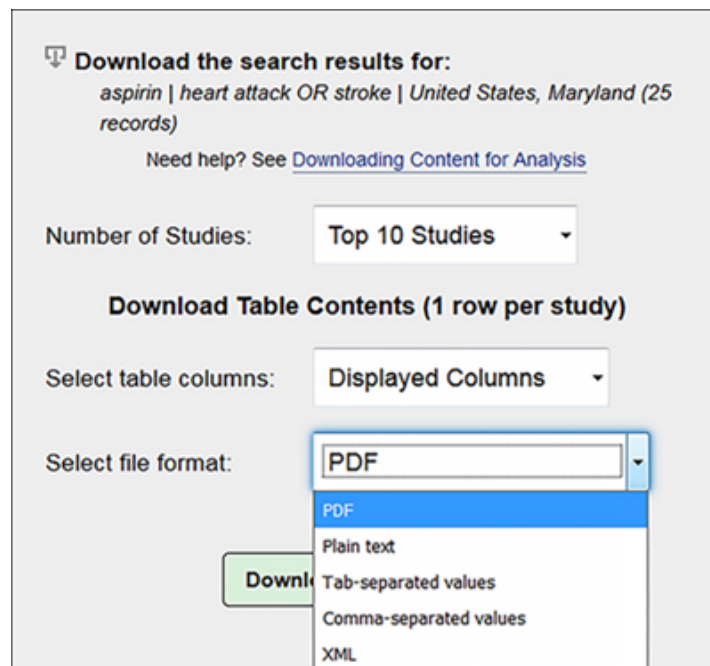


Figure 6: The "Download the Search Results" panel.

Search results may also be viewed By Topic (for example: Conditions, Drug Interventions, and Sponsor/Collaborators) using the

tab on the Search Results page. The new design for this information permits users to sort and find information using a table.

Coming Soon to ClinicalTrials.gov

Additional enhancements to ClinicalTrials.gov are under development and include, but are not limited to:

- Searching for U.S. studies by ZIP code and radius in miles
- Redesigning the study record layout to make the most relevant information more prominent

We welcome your comments, questions, and suggestions. To contact us, please click on "Customer Support" in the footer of the ClinicalTrials.gov site which will take you to the NLM Customer Support page. Then click on "Contact NLM" at the top of the NLM Customer Support page.

By Carl Wolf, Nicholas Ide, Justin Koufopoulos, Rebecca J. Williams, Tony Tse
National Center for Biotechnology Information

ISSN 2161-2986 (Online) Content not copyrighted; freely reproducible.

Trademarks Copyright Privacy Accessibility NLM Customer Support Viewers and Players

U.S. National Library of Medicine 8600 Rockville Pike, Bethesda, MD 20894

National Institutes of Health *NIH...Turning Discovery into Health*®

U.S. Department of Health and Human Services Freedom of Information Act

Last updated: 2017-06-01

Table of Contents: 2017 MAY–JUNE No. 416

MLA 2017 NLM Theater Presentations

MLA 2017 NLM Theater Presentations. NLM Tech Bull. 2017 May-Jun;(416):e3a.

2017 May 31 [posted]

2017 June 07 [Editor's note added]

[Editor's note: Recording of the NLM Theater presentation "DataScience@NIH: Current State, Future Directions" was added on June 7, 2017.]

The presentation recordings are listed below and are also accessible from the NLM Theater Presentations at the 2017 MLA Conference page.

Title	Runtime	Format
2017 MLA DOCLINE Update	14 min.	MP4 Video/Video Tutorial
Augmenting Catalog Data with MeSH URIs: NLM Linked Data Project	26 min.	MP4 Video/Video Tutorial
DataScience@NIH: Current State, Future Directions	29 min.	MP4 Video/Video Tutorial
Finding Studies for Patients and Researchers with New ClinicalTrials.gov Search Tools	11 min.	MP4 Video/Video Tutorial
Get PubMed Data With E-Utilities	19 min.	MP4 Video/Video Tutorial
HealthReach: Health Information in Many Languages from the National Library of Medicine	14 min.	MP4 Video/Video Tutorial
Helping Users Find More Resources Through LinkOut	14 min.	Flash Video/Video Tutorial
Introducing NICHSR ONESearch: Our New Consolidated Search Engine	10 min.	MP4 Video/Video Tutorial
Making Sense of Systematic Reviews with PubMed Health	19 min.	MP4 Video/Video Tutorial
MedlinePlus & Genetics Home Reference: New Approaches for Delivering Consumer Health Information	10 min.	MP4 Video/Video Tutorial
NIH Common Data Elements: A tool to support data management for clinical research	14 min.	MP4 Video/Video Tutorial
New Collections/New Histories: Recent Projects from The History of Medicine Division	4 min.	MP4 Video/Video Tutorial
PMC and Public Access: News, Tips and Tricks	23 min.	MP4 Video/Video Tutorial
PubMed: Redesigned Citation Management to Better Serve PubMed Users	13 min.	MP4 Video/Video Tutorial

SciENcy & My Bibliography: Tools for Biosketches, Grant Reporting, and NIHPA Compliance	14 min.	MP4 Video/Video Tutorial
What's New in Post-Publication Activity on PubMed	19 min.	MP4 Video/Video Tutorial

ISSN 2161-2986 (Online) Content not copyrighted; freely reproducible.

Trademarks Copyright Privacy Accessibility NLM Customer Support Viewers and Players

U.S. National Library of Medicine 8600 Rockville Pike, Bethesda, MD 20894

National Institutes of Health *NIH...Turning Discovery into Health*®

U.S. Department of Health and Human Services Freedom of Information Act

Last updated: 2017-06-07

Table of Contents: 2017 MAY–JUNE No. 416

MLA 2017: NLM Update PowerPoint Presentations

MLA 2017: NLM Update PowerPoint Presentations. NLM Tech Bull. 2017 May-Jun;(416):e3b.

2017 June 07 [posted]

The NLM Update was held at the Annual Meeting of the Medical Library Association in Seattle WA, on May 30, 2017. Four speakers presented on NLM and data science; NLM 2016-17 Strategic Planning; the National Network of Libraries of Medicine; and NLM-wide projects.

The NLM Update slides are available.

Patricia Flatley Brennan, Director and Interim NIH Associate Director for Data Science (slides: 1 - 2)

Daniel R. Masys, Co-Chair, Board of Regents Strategic Planning Committee and Affiliate Professor, Biomedical and Health Informatics, University of Washington School of Medicine (slides: 3 - 13)

Amanda J. Wilson, Head, National Network Coordinating Office of the National Network of Libraries of Medicine (slides: 14 - 27)

Joyce Backus, Associate Director for Library Operations (slides: 28 - 58)

ISSN 2161-2986 (Online) Content not copyrighted; freely reproducible.

Trademarks Copyright Privacy Accessibility NLM Customer Support Viewers and Players

U.S. National Library of Medicine 8600 Rockville Pike, Bethesda, MD 20894

National Institutes of Health *NIH...Turning Discovery into Health*®

U.S. Department of Health and Human Services Freedom of Information Act

Last updated: 2017-06-07

Table of Contents: 2017 MAY–JUNE No. 416

SciENcv: NIH Fellowship Biographical Sketch

Hutcherson L. SciENcv: NIH Fellowship Biographical Sketch. NLM Tech Bull. 2017 May-Jun;(416):e2.

2017 May 19 [posted]

SciENcv now includes the NIH Fellowship biographical sketch which is a requirement to apply for NIH Fellowships. This newly added biosketch format is available to download in PDF, MS Word or XML, and users are able to share their NIH Fellowship biosketches through a public URL.

Further information about the NIH Fellowship application can be found on the NIH Grants page.

The NIH Fellowship biographical sketch consists of five sections:

- Education and Training
- Personal Statement
- Work Experience, Professional Memberships, and Honors
- Contribution to Science
- Research Support/Scholastic Performance

Creating an NIH Fellowship Biographical Sketch

There are three ways to create an NIH Fellowship biographical sketch: entering information manually, copying information from an existing SciENcv biosketch, or using an external data source to populate a biosketch.

For the manual option, assign a Biosketch name to the new profile, select the NIH Fellowship biosketch format option, select "Start with a blank document," choose to make the new profile public or private, and click "Create" (see Figure 1).

Create a New Biosketch

Biosketch name
Enter a name to help you to identify this biosketch

Format

- NIH Biosketch
- NIH Fellowship Biosketch
- NSF Biosketch
- IES Biosketch

Select a format for this biosketch

Choose data source

- Start with a blank document
- Existing Biosketch:
▼
- External source:
▼

*You must [link to an eRA Commons account](#) to use this option.
Documentation on how to link an external account is available [here](#).*

Sharing

- Private
- Public

You can change the shared settings at any time.




Figure 1: Create an NIH Fellowship biosketch using a blank template.

For the option to copy from an existing profile assign a Biosketch name to the new profile, select the NIH Fellowship Biosketch format option, select "Existing Biosketch," to find the biosketch you wish to copy, and specify whether to make the new profile public or private. After clicking "Create," SciENcv will generate a duplicate of the selected existing profile in the NIH Fellowship biosketch format (see Figure 2).

Create a New Biosketch

Biosketch name
Enter a name to help you to identify this biosketch

Format

- NIH Biosketch
- NIH Fellowship Biosketch
- NSF Biosketch
- IES Biosketch

Select a format for this biosketch

Choose data source

- Start with a blank document
- Existing Biosketch: ▼
- External source: ▼

*You must [link to an eRA Commons account](#) to use this option.
Documentation on how to link an external account is available [here](#).*

Sharing

- Private
- Public

You can change the shared settings at any time.




Figure 2: Create an NIH Fellowship biosketch copying information from an existing SciENcv document.

For the external data source option, assign a Biosketch name to the new profile, select the NIH Fellowship Biosketch format option, select "External Source," to find the data source to populate the new biosketch, and specify whether to make the new profile public or private (see Figure 3). After clicking "Create," SciENcv will populate the new NIH Fellowship biosketch with information stored in your selected external data source. Note that data download, when linked to My NCBI, is possible from three sources: eRA, ORCID and the National Science Foundation.

Create a New Biosketch

Biosketch name
Enter a name to help you to identify this biosketch

Format

NIH Biosketch

NIH Fellowship Biosketch

NSF Biosketch

IES Biosketch

Select a format for this biosketch

Choose data source

Start with a blank document

Existing Biosketch:

External source:
 ORCID
 National Science Foundation

*You must [link to an eR](#)
 Documentation on how to link an external document is available [here](#).*

Sharing

Private

Public

You can change the shared settings at any time.

Figure 3: Create an NIH Fellowship biosketch using information from an external data source.

Education and Training

Under Education/Training, enter your academic degrees and training, in chronological order, using the degree and training radio buttons. Each entry window has a different set of choices (see Figure 4).

Add new degree

This entry is Degree Training

School:

City:

State/Province:

Country:

Degree:

Field of Study:

From: MM YYYY To: MM YYYY

Add new training

This entry is Degree Training

Organization:

City:

State/Province:

Country:

Training:

Description:

From: MM YYYY To: MM YYYY

Figure 4: Add Degrees and Training to an NIH Fellowship biosketch.

To edit or delete an entry, click "Edit entries" (see Figure 5) and click either "delete" or "edit" next to the selected degree or training entry (see Figure 6). Once you have finished editing, adding, or deleting information, click "Done" to save your updates.

EDUCATION/TRAINING [[Edit entries](#)]

(Begin with baccalaureate or other initial professional education, such as nursing, include postdoctoral training and residency training if applicable.)

INSTITUTION AND LOCATION	DEGREE (if applicable)	MM/YYYY	FIELD OF STUDY
University of California Davis, Davis, CA, USA	DOCTOR OF PHILOSOPHY	05 / 2016	Microbiology & Molecular Genetics
University of California, Berkeley, CA, USA	BACHELOR OF SCIENCE	05 / 2013	Microbiology

[+ add another degree/training](#)

Figure 5: Education/Training section.

If you want to download or share your profile, but only want selective content to be displayed, uncheck the checkbox next to the entry you would like to hide, and click "Done" (see Figure 6).

EDUCATION/TRAINING [[Done](#)]

(Begin with baccalaureate or other initial professional education, such as nursing, include postdoctoral training and residency training if applicable.)

Show in this profile	INSTITUTION AND LOCATION	DEGREE (if applicable)	MM/YYYY	FIELD OF STUDY	
<input type="checkbox"/>	University of California Davis, Davis, CA, USA	DOCTOR OF PHILOSOPHY	05 / 2016	Microbiology & Molecular Genetics	Delete edit
<input checked="" type="checkbox"/>	University of California, Berkeley, CA, USA	BACHELOR OF SCIENCE	05 / 2013	Microbiology	Delete edit

[+ add another degree/training](#)

Figure 6: Delete/edit or hide/display education or training.

Personal Statement

In the Personal Statement section, enter a brief personal statement and up to four peer-reviewed publications that highlight your work experience and qualifications. To start, click "Edit Statement" (see Figure 7).

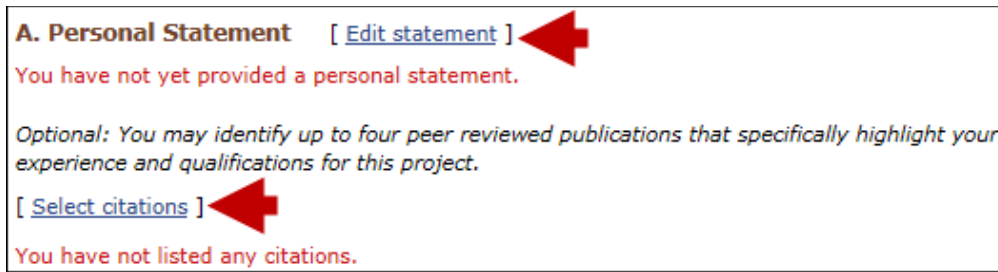



Figure 7: Personal statement section.

Enter your personal statement and click  to save your narrative. SciENcv uses markdown syntax which allows you to add simple formatting to your personal statement.

Citations stored in My Bibliography can be uploaded initially by clicking the link "Select citations" (see Figure 8). Select up to four citations to be displayed in this section.

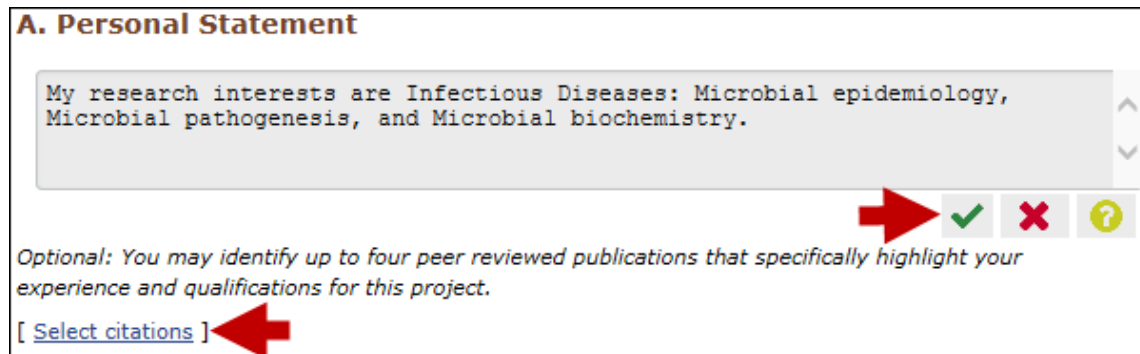


Figure 8: Write a personal statement and add up to four citations.

In My Bibliography, the default setting for the "Sort by" drop-down menu lists citations by date (newest to oldest). Citations can also be sorted by the first author (alphabetically), or by article title (alphabetically). A link to connect to ORCID is provided and can be used to retrieve citations stored in your ORCID record (see Figure 9).

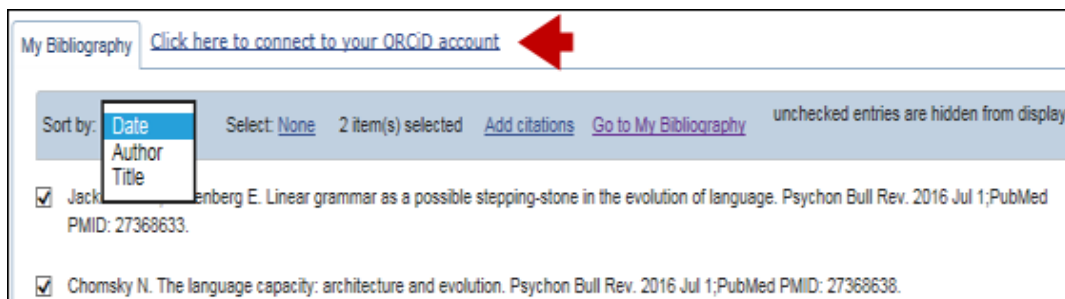


Figure 9: Select publications from My Bibliography.

Work Experience, Professional Memberships, and Honors

The section titled Positions and Honors consists of three parts: employment, other experience and professional memberships, and honors.

Under the subtitle **Employment** and positions, enter your past and present employment (see Figure 10). For multiple entries, click "Save & add another entry."

Figure 10: Add employment form.

Under the subtitle **other experience and professional memberships**, enter other work experience and professional or academic memberships (see Figure 11).

Figure 11: Add other experience and professional membership form.

Under the subtitle **honors**, enter honor society memberships, honorary titles and other honorary awards (see Figure 12).

Figure 12: Add honors form.

To edit or delete an entry, click either "delete" or "edit" next to the selected work experience, professional membership, or honor entry. Once you have finished editing, adding, or deleting information, click "Done" to save your updates (see Figure 13).

B. Positions and Honors

Positions and Employment [Done] 

Select: [All](#) [None](#) 3 item(s) selected unchecked entries are hidden from display

<input type="checkbox"/>	2009 - 2010	Lab intern, SPUR program, University of California , Berkeley, CA, USA	Delete edit
<input checked="" type="checkbox"/>	2010 - 2011	Research assistant, Nutritional Science & Toxicology Department, Berkeley, CA, USA	Delete edit
<input checked="" type="checkbox"/>	2012 - 2014	Teacher Assistant, UC Davis Microbiology Department, Davis, CA, USA	Delete edit
<input checked="" type="checkbox"/>	2013 - 2016	Research Assistant, UC Davis Center for Comparative Medicine, Davis, CA, USA	Delete edit

[add another entry](#)


Figure 13: Delete/edit or hide/display entries in Positions and Honors.

There is an option to hide entries. If you want to print or share your biosketch, but only want selective content to be displayed, uncheck the checkbox next to the entry you would like to hide, and click "Done" (see Figure 13).

Contribution to Science

The Contribution to Science section aims to give researchers a place where they can describe five of their most significant contributions to science. While all applicants may describe up to five contributions, graduate students and post doctorates may wish to highlight two or three they consider most significant.

Each contribution entry has two parts: a description and relevant references of up to four peer-reviewed publications. To enter a description, click "edit" (see **A** in Figure 14), and to add relevant citations from My Bibliography for each contribution, click "Select citations" (see **B** in Figure 14).

C. Contribution to Science [Done] 

You can add up to 5 contributions. Drag and drop tabs to rearrange.

[Add another contribution](#)

1

Description [edit](#) **A** [Delete this contribution](#)

Citations [[Select citations](#)] **B**

Please include up to four citations that are relevant to this contribution.

Include link to complete list of published work in [My Bibliography](#).
(Selecting this option will make the list public.)

Figure 14: Contribution to Science section.

Select up to four citations to be displayed for each contribution. In My Bibliography, the default setting for the Sort by drop-down menu is to list citations by date (newest to oldest). Citations can also be sorted by author (first listed authors in alphabetical order), or article title (alphabetically). A link to connect to ORCID is available, which you can use to retrieve citations stored in your ORCID record (see Figure 15).

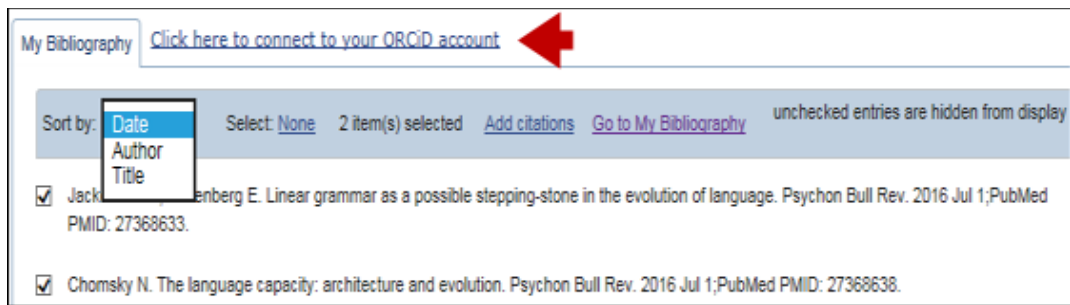


Figure 15: Select publications from My Bibliography.

You can create up to five contribution tabs by clicking "Add another contribution" (see **C** in Figure 16), and the display order can be changed by dragging and dropping each tab. Contribution tabs can be removed by clicking "Delete this contribution." To save edits, click "Done."

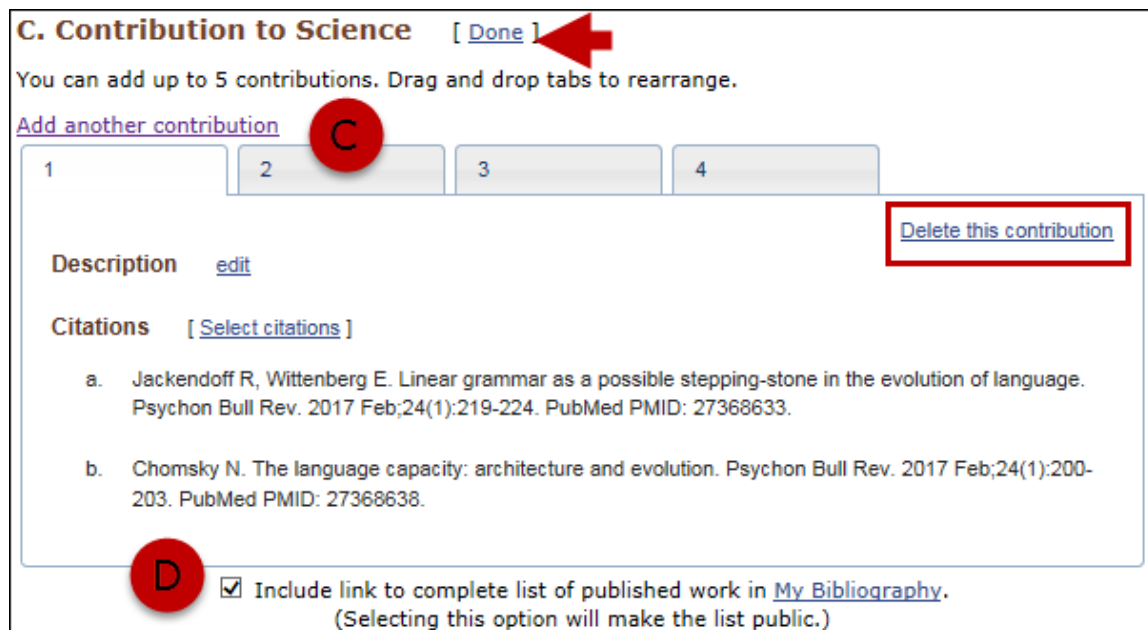


Figure 16: Add contribution tabs and select to include a link to My Bibliography collection.

There is also an option to include a URL to your My Bibliography collection of published research (see **D** in Figure 16). Selecting this option would make your My Bibliography collection public.

Research Support/Scholastic Performance

Applicants to predoctoral or postdoctoral NIH Fellowships must complete the "Scholastic Performance" section and may skip the "Awards" section, unless they have been awarded research support, in which case they may complete both sections.

In the Scholastic Performance section, list all the undergraduate and graduate courses completed and the corresponding year and grade for each course. Postdoctoral applicants may also include professional courses relevant to the training sought at NIH.

To add courses to your biosketch:

1. Click "Add courses" (see **A** in Figure 17).
2. In the Add/Edit Grades window, enter the year, course title, and grade received (see **B** in Figure 17).
3. For multiple entries, click "Save & add another entry" (see **C** in Figure 17).
4. To delete or edit entries use the links provided next to each course (see **D** in Figure 17)

D. Additional Information: Research Support and/or Scholastic Performance

Scholastic Performance
University of California Davis PHD Microbiology & Molecular Genetics

YEAR	COURSE	GRADE	
2012	Statistics for the Life Sciences	P	Delete edit
2013	Sem		
2013	Prin		
2014	Sem		
2014	Adv		

Add/Edit Grades

Year	Course	Grade
2015	Advanced Concepts in DNA Metabolism	P

[Add courses](#)

Figure 17: Scholastic Performance section.

Use the section "Notes about the grades" to explain an institution's grading system that differs from a scale (1-100 points, 0-4.0, or A, B, C, D, F).

1. Click "Edit Notes"
2. Enter a brief explanation regarding the levels required for a passing grade (see Figure 18) and click to save your narrative.

Notes about the grades

UC Davis graduate courses are graded P (pass) or NP (not pass). Passing is B or better.

Figure 18: Notes about grades option.

In the Awards section enter your awarded research support. Note that this section is optional for predoctoral or postdoctoral applicants.

1. Click "Edit awards."
2. Select the "User" tab.
3. Click "Add another award." Enter your ongoing and completed research awards. Be sure to select the appropriate category in the "Your Role" drop-down menu (see Figure 19).

Add award ✕

* required information

Funding source:*

Note: Do not use this feature to add NIH grants. [Link your eRA Commons account](#) to access your NIH funding.

Grant ID:*

From: *

To: *

Project title:*

Project description:

Your role:* ▼

PI last name:*

Figure 19: Add award form.

In SciENcv, you can selectively hide the research awards that you wish to omit from displaying in your biosketch. Locate the awards you want to hide and uncheck the box next to the selected awards, and click "Done" (see Figure 20).

Awards [[Done](#)] ➔

*Please check/uncheck to show/hide automatically imported grants.
You can modify or delete only those grants in the User tab.*

Note: Do not use this tab to add NIH grants. [Link your eRA Commons account](#) to access your NIH funding.

Select: [All](#) [None](#) 0 item(s) selected unchecked entries are hidden from display

<input type="checkbox"/>	Summer2010, Amgen Scholars at University of California, Berkeley 2010-06-01 to 2010-08-15 Walsh, Scott (PI) Salmonella serovar Typhimurium Role: UGS Edit Delete
--------------------------	--

Figure 20: Delete/edit or hide/display entries in Research Support/Scholastic Performance.

The research award shown in gray (Figure 20) is hidden and consequently it will not be displayed when a SciENCV biosketch is shared through a URL or printed.

Sharing and Downloading NIH Fellowship Biosketches

SciENcv biosketches are set as private by default. However, a profile can be shared with others through a public URL. Click "Change" (see **A** in Figure 21) and a URL will be provided. Each biosketch can be independently set up as private or public. SciENcv profiles in the NIH Fellowship biographical sketch format can be downloaded in PDF, MS Word or XML (see **B** in Figure 21).

Profile name:	Pauline's NIH Fellowship biosketch [Edit]	Download: PDF Word XML
Profile type:	NIH Fellowship BioSketch NIH Biographical Sketch Instructions (PDF)	B
Last Updated:	8 May 2017	
Sharing:	Private [Change]	A

Figure 21: Share and download NIH Fellowship biosketches.

By Lidia Hutcherson
National Center for Biotechnology Information

ISSN 2161-2986 (Online) Content not copyrighted; freely reproducible.

Trademarks Copyright Privacy Accessibility NLM Customer Support Viewers and Players

U.S. National Library of Medicine 8600 Rockville Pike, Bethesda, MD 20894

National Institutes of Health *NIH...Turning Discovery into Health*®

U.S. Department of Health and Human Services Freedom of Information Act

Last updated: 2017-05-19

Table of Contents: 2017 MAY–JUNE No. 416

UMLS 2017AA Release Available

Wilder V. UMLS 2017AA Release Available. NLM Tech Bull. 2017 May-Jun;(416):e1.

2017 May 09 [posted]

The 2017AA release of the Unified Medical Language System (UMLS) Knowledge Sources is available for download as of May 8, 2017.

Metathesaurus

The 2017AA Metathesaurus contains approximately 3.47 million concepts and 13.5 million unique concept names from 201 source vocabularies.

Two new NCI sub-sources:

1. NCI_GAIA (Global Alignment of Immunization Safety Assessment in pregnancy)
2. NCI_PI-RADS (Prostate Imaging Reporting and Data System)

CVX and DrugBank now are included as part of RxNorm.

The Metathesaurus includes the SPECIALIST Lexicon and Lexical Tools 2017 Releases.

Fifty-eight English sources and 41 translation sources were updated. These include MeSH, MedDRA, RxNorm, and SNOMED CT (English and Spanish). A complete list is available in the Updated Sources section of the Release Documentation. For more detailed information on changes in this version of the Metathesaurus, see the Updated Sources (Expanded) section. Additional release statistics may be found in the Statistics section.

MetamorphoSys

- The full release requires 26.6 GB of disk space.
- The active release requires 25.9 GB of disk space.

Reported bugs may be viewed on the Release Notes and Bugs Web page.

MetamorphoSys can generate custom load scripts for MySQL, Oracle, or Microsoft® Access when creating a Metathesaurus subset or installing the Semantic Network. Instructions are available on the UMLS Load Scripts homepage.

Release Information

To access the UMLS Release files, you must have an active UMLS Metathesaurus License and a valid UTS account. You will be prompted for your UTS username and password when downloading the files.

UMLS Learning Resources

2017AA Source Release Documentation Web pages will be published following the release.

Additional information regarding the UMLS is available on the UMLS homepage. New users are encouraged to take the UMLS Basics Tutorial and to explore the UMLS Quick Start Guide, and other training materials.

By Victoria Wilder
MEDLARS Management Section

ISSN 2161-2986 (Online) Content not copyrighted; freely reproducible.

Trademarks Copyright Privacy Accessibility NLM Customer Support Viewers and Players

U.S. National Library of Medicine 8600 Rockville Pike, Bethesda, MD 20894

National Institutes of Health *NIH...Turning Discovery into Health*®

U.S. Department of Health and Human Services Freedom of Information Act

Last updated: 2017-05-03